

SEGMENT DETAIL

LS - ADDITIONAL REPORTING CATEGORIES

X12 Segment Name: Loop Header

X12 Purpose: To indicate that the next segment begins a loop

X12 Semantic: 1. One loop may be nested contained within another loop, provided the inner nested loop terminates before the outer loop. When specified by the standard setting body as mandatory, this segment in combination with "LE", must be used. It is not to be used if not specifically set forth for use. The loop identifier in the loop header and trailer must be identical. The value for the identifier is the loop ID of the required loop segment. The loop ID number is given on the transaction set diagram in the appropriate ASC X12 version/release.

Loop: 2700 — ADDITIONAL REPORTING CATEGORIES LOOP


Segment Repeat: 1

Usage: SITUATIONAL

Situational Rule: Required when needed to provide additional reporting categories about the member. If not required by this implementation guide, do not send.

TR3 Example: LS*2700~

DIAGRAM



ELEMENT DETAIL

USAGE	REF. DES.	DATA ELEMENT	NAME	ATTRIBUTES
REQUIRED	LS01	447	Loop Identifier Code	M 1 AN 1/4
			The loop ID number given on the transaction set diagram is the value for this data element in segments LS and LE	
			Use the value 2700.	

SEGMENT DETAIL

LX - MEMBER REPORTING CATEGORIES

X12 Segment Name: Transaction Set Line Number

X12 Purpose: To reference a line number in a transaction set

Loop: 2710 — MEMBER REPORTING CATEGORIES **Loop Repeat:** >1

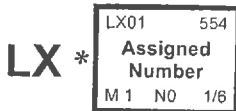
Segment Repeat: 1

Usage: SITUATIONAL

Situational Rule: Required when needed to provide additional reporting categories about the member. If not required by this implementation guide, do not send.

TR3 Example: LX*1~

DIAGRAM



ELEMENT DETAIL

USAGE	REF. DES.	DATA ELEMENT	NAME	ATTRIBUTES
REQUIRED	LX01	554	Assigned Number Number assigned for differentiation within a transaction set Use this sequential non-negative integer for LX loops for this member's additional reporting categories.	M 1 NO 1/6

SEGMENT DETAIL

N1 - REPORTING CATEGORY

X12 Segment Name: Party Identification

X12 Purpose: To identify a party by type of organization, name, and code

X12 Syntax: 1. R0203

At least one of N102 or N103 is required.

2. P0304

If either N103 or N104 is present, then the other is required.

Loop: 2750 — REPORTING CATEGORY **Loop Repeat:** 1

Segment Repeat: 1

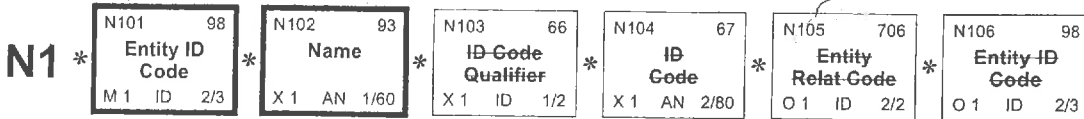
Usage: SITUATIONAL

Situational Rule: Required to specify the name of the reporting category of the member's participating entity.

TR3 Example: ~~XXXXXXXXXXXXXXXXXXXX~~ N1*75*FSABENEFITJ999999999~

DIAGRAM

99999999 = Member's SSN



ELEMENT DETAIL

USAGE	REF. DES.	DATA ELEMENT	NAME	ATTRIBUTES
REQUIRED	N101	98	Entity Identifier Code	M 1 ID 2/3 Code identifying an organizational entity, a physical location, property or an individual
			CODE	DEFINITION
REQUIRED	N102	93	75 Participant Name	X 1 AN 1/60 Free-form name SYNTAX: R0203 IMPLEMENTATION NAME: Member Reporting Category Name
NOT USED	N103	66	Identification Code Qualifier	X 1 ID 1/2
NOT USED	N104	67	Identification Code	X 1 AN 2/80
NOT USED	N105	706	Entity Relationship Code	O 1 ID 2/2
NOT USED	N106	98	Entity Identifier Code	O 1 ID 2/3

SEGMENT DETAIL

REF - REPORTING CATEGORY REFERENCE

X12 Segment Name: Reference Information

X12 Purpose: To specify identifying information

X12 Syntax: 1. R0203

At least one of REF02 or REF03 is required.

Loop: 2750 — REPORTING CATEGORY

Segment Repeat: 16

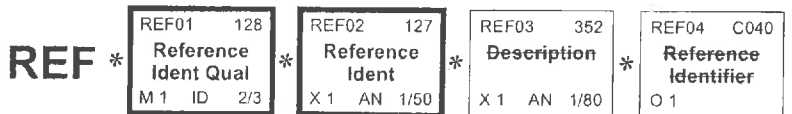
Usage: SITUATIONAL

Situational Rule: Required to specify the reference identifier associated with the reporting category of the member's participating entity.

TR3 Example: ~~REF01~~ REF*ZZ*FSA DATE1~

DIAGRAM

FSA DATE1 = ACTIVE FSA DATE2 = Terminated



ELEMENT DETAIL

USAGE	REF. DES.	DATA ELEMENT	NAME	ATTRIBUTES
REQUIRED	REF01	128	Reference Identification Qualifier Code qualifying the Reference Identification	M 1 ID 2/3
			CODE	DEFINITION
			00	Contracting District Number
			17	Client Reporting Category
			18	Plan Number
			19	Division Identifier
			26	Union Number
			3L	Branch Identifier
			6M	Application Number
			9V	Payment Category
			9X	Account Category
			GE	Geographic Number
			LU	Location Number
			PID	Program Identification Number
			XX1	Special Program Code
			XX2	Service Area Code
			YY	Geographic Key
			ZZ	Mutually Defined

SEGMENT DETAIL

DTP - REPORTING CATEGORY DATE

X12 Segment Name: Date or Time or Period

X12 Purpose: To specify any or all of a date, a time, or a time period

Loop: 2750 — REPORTING CATEGORY

Segment Repeat: 1

Usage: SITUATIONAL

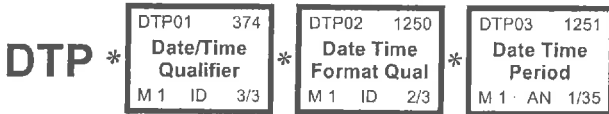
Situational Rule: Required when called for in the insurance contract between the sponsor and payer. If not required by this implementation guide, do not send.

TR3 Notes: 1. Use this segment to associate a date or date range with a reporting category.

TR3 Example: ~~DTP*007*RD8*20040401-20040531~~

DTP*007*D8*20190101~

DIAGRAM



ELEMENT DETAIL

USAGE	REF DES.	DATA ELEMENT	NAME	ATTRIBUTES						
REQUIRED	DTP01	374	Date/Time Qualifier Code specifying type of date or time, or both date and time IMPLEMENTATION NAME: Date Time Qualifier	M 1 ID 3/3						
			<table border="1"> <thead> <tr> <th>CODE</th> <th>DEFINITION</th> </tr> </thead> <tbody> <tr> <td>007</td> <td>Effective</td> </tr> </tbody> </table>	CODE	DEFINITION	007	Effective			
CODE	DEFINITION									
007	Effective									
REQUIRED	DTP02	1250	Date Time Period Format Qualifier Code indicating the date format, time format, or date and time format SEMANTIC: DTP02 is the date or time or period format that will appear in DTP03.	M 1 ID 2/3						
			<table border="1"> <thead> <tr> <th>CODE</th> <th>DEFINITION</th> </tr> </thead> <tbody> <tr> <td>D8</td> <td>Date Expressed in Format CCYYMMDD</td> </tr> <tr> <td>RD8</td> <td>Range of Dates Expressed in Format CCYYMMDD-CCYYMMDD A range of dates expressed in the format CCYYMMDD-CCYYMMDD where CCYY is the numerical expression of the century CC and year YY. MM is the numerical expression of the month within the year, and DD is the numerical expression of the day within the year; the first occurrence of CCYYMMDD is the beginning date and the second occurrence is the ending date.</td> </tr> </tbody> </table>	CODE	DEFINITION	D8	Date Expressed in Format CCYYMMDD	RD8	Range of Dates Expressed in Format CCYYMMDD-CCYYMMDD A range of dates expressed in the format CCYYMMDD-CCYYMMDD where CCYY is the numerical expression of the century CC and year YY. MM is the numerical expression of the month within the year, and DD is the numerical expression of the day within the year; the first occurrence of CCYYMMDD is the beginning date and the second occurrence is the ending date.	
CODE	DEFINITION									
D8	Date Expressed in Format CCYYMMDD									
RD8	Range of Dates Expressed in Format CCYYMMDD-CCYYMMDD A range of dates expressed in the format CCYYMMDD-CCYYMMDD where CCYY is the numerical expression of the century CC and year YY. MM is the numerical expression of the month within the year, and DD is the numerical expression of the day within the year; the first occurrence of CCYYMMDD is the beginning date and the second occurrence is the ending date.									

SEGMENT DETAIL

LE - ADDITIONAL REPORTING CATEGORIES LOOP TERMINATION

X12 Segment Name: Loop Trailer

X12 Purpose: To indicate that the loop immediately preceding this segment is complete

X12 Semantic: 1. One loop may be nested contained within another loop, provided the inner nested loop terminates before the other loop. When specified by the standards setting body as mandatory, this segment in combination with "LS", must be used. It is not to be used if not specifically set forth for use. The loop identifier in the loop header and trailer must be identical. The value for the identifier is the loop ID of the required loop beginning segment. The loop ID number is given on the transaction set diagram in the appropriate ASC X12 version/release.

Loop: 2700 — ADDITIONAL REPORTING CATEGORIES LOOP


Segment Repeat: 1

Usage: SITUATIONAL

Situational Rule: Required when the LS segment in position 6880 is sent. If not required by this implementation guide, do not send.

TR3 Example: LE*2700~

DIAGRAM



ELEMENT DETAIL

USAGE	REF. DES.	DATA ELEMENT	NAME	ATTRIBUTES
REQUIRED	LE01	447	Loop Identifier Code The loop ID number given on the transaction set diagram is the value for this data element in segments LS and LE Use the value 2700.	M 1 AN 1/4